


# ESPOSITORI PER SUSHI

## SUSHI SHOWCASE



### SH 150

Espositore soprabanco per sushi.  
Sushi showcase.



### SH 180


Espositore soprabanco per sushi.  
Sushi showcase.



Vaschette  
Separators

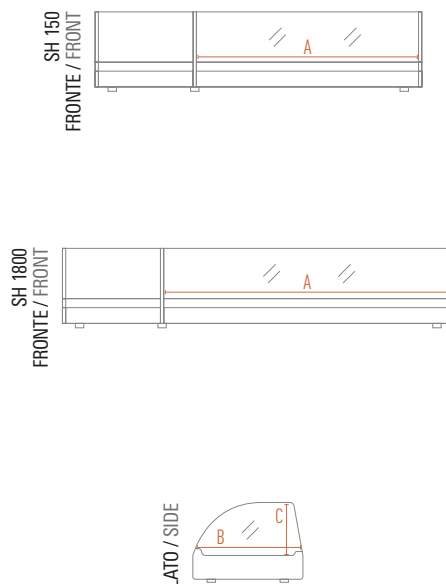


Superficie esterna in lamiera anticorrosione  
Sheet with anticorrosion treatment body



Evaporatore superiore  
Upper evaporator

# CATERING > Caratteristiche principali / Main Features



Dimensioni mm / Dimensions mm	SH 150	SH 180
Dimensioni Esterne (LxPxH) / External Dimensions (WxDxH)	1500 x 415 x 300	1800 x 415 x 300
Dimensioni Imballo (LxPxH) / Packaging Dimensions (WxDxH)	1581 x 557 x 496	1881 x 557 x 496
A - Larghezza / Width	1030	1330
B - Profondità / Depth	400	400
C - Altezza / Height	270	270

Caratteristiche Tecniche / Technical Features	SH 150	SH 180
Temperatura / Temperature Range	0 °C / +6 °C	0 °C / +6 °C
Classe Climatica / Climate Class	4	4
Volume Netto / Net Volume	Lt. 59,7	Lt. 76,6
Superficie Esterna / Body	Lamiera preverniciata con trattamento anticorrosione Prepainted sheet with anticorrosion treatment	Lamiera preverniciata con trattamento anticorrosione Prepainted sheet with anticorrosion treatment
Superficie Interna / Inner Liner	Vetro / Glass	Vetro / Glass
Termostato / Thermostat	Elettronico / Electronic	Elettronico / Electronic
Rumorosità / Noise level	dB 40	dB 40
Sbrinamento / Defrost	Manuale / Manual	Manuale / Manual
Illuminazione / Lighting	1 Led orizzontale / Horizontal	1 Led orizzontale / Horizontal
Vaschette Gastronorm GN - Include GN pans - Included	N° 5 GN1/3	N° 7 GN1/3
Ruote-Piedi / Castors-Feet	6 Piedi / 6 Feet	6 Piedi / 6 Feet
Peso Netto-Lordo / Net-Gross Weight	Kg 51 / 71	Kg 61 / 81
Voltaggio / Voltage	V 220	V 220
Frequenza / Frequency	Hz 50	Hz 50
Refrigerante / Refrigerant	R600A	R600A
Assorbimento / Absorption	W 160	W 230
Consumo Energia / Energy Consumption	KwH/24H 1,3	KwH/24H 1,2