

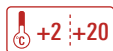
FRIGO VINI

WINE COOLER



DW 170 1T

Frigo vini ventilato. / Ventilated wine cooler.



DW 170 2T

Frigo vini ventilato doppia zona di temperatura.
Ventilated dual zone temperature wine cooler.



Capienza / Capacity

Bottiglia cl. 75 / Bottle cl. 75

DW 170 1T

112

DW 170 2T

110

Dati indicativi e variabili a seconda dei diversi packaging / Variable data depending on the different packaging



Bordelese




Alsaziana



Borgognotta




Rhône



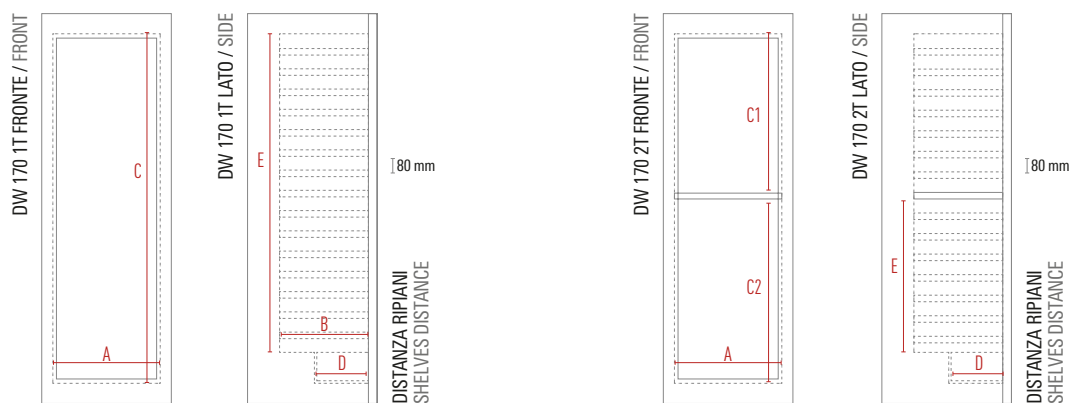
Mensole in legno ad estrazione
Wooden shelves with sliding system



Cestone inferiore
Bottom drawer



Porta a sfioro senza cornice
Full glass frameless door



| Dimensioni mm / Dimensions mm | DW 170 1T | DW 170 2T |
|---|------------------|------------------|
| Dimensioni Esterne (LxPxH) / External Dimensions (WxDxH) | 595 x 550 x 1804 | 595 x 550 x 1804 |
| Dimensioni Imballo (LxPxH) / Packaging Dimensions (WxDxH) | 645 x 620 x 1996 | 645 x 620 x 1996 |
| A - Larghezza / Width | 500 | 500 |
| B - Profondità / Depth | 405 | 405 |
| C - Altezza / Height | 1605 | 1605 |
| C1 - Altezza / Height | - | 730 |
| C2 - Altezza / Height | - | 835 |
| D - Profondità Min. / Min. Depth | 265 | 265 |
| E - Altezza Min. / Min. Height | 1445 | 675 |
| Adesivo Laterale / Side Sticker | 495 x 1772 | 495 x 1772 |
| Adesivo Vetro / Glass Sticker | 456 x 1500 | 456 x 1500 |

| Caratteristiche Tecniche / Technical Features | DW 170 1T | DW 170 2T |
|---|--|--|
| Temperatura / Temperature Range | +2 °C / +20 °C | +2 °C / +12 °C +12 °C / +20 °C |
| Classe Climatica / Climate Class | N-ST | N-ST |
| Volume Netto-Lordo / Net-Gross Volume | Lt. 298 / 318 | Lt. 292 / 318 |
| Superficie Esterna Body | Lamiera preverniciata con trattamento anticorrosione Prepainted sheet with anticorrosion treatment | Lamiera preverniciata con trattamento anticorrosione Prepainted sheet with anticorrosion treatment |
| Porta Door | Vetro nero senza cornice Black full glass | Vetro nero senza cornice Black full glass |
| Superficie Interna / Inner Liner | ABS | ABS |
| Termostato Thermostat | Elettronico / Electronic Touch screen | Elettronico / Electronic Touch screen |
| Rumorosità / Noise level | dB 38 | dB 38 |
| Spessore isolamento / Insulation thickness | mm 50 | mm 50 |
| Sbrinamento Defrost | Automatico a fermo compressore Automatic compressor cycle | Automatico a fermo compressore Automatic compressor cycle |
| Illuminazione / Lighting | 2 Led Verticali / Vertical | 2 Led Verticali / Vertical |
| Reversibilità porta / Reversible door | Si / Yes | Si / Yes |
| Mensole in legno ad estrazione a cassetto (LxP) Removable wooden shelves (WxD) | N° 15 - mm 491 x 410 N° 1 - mm 493 x 240 | N° 14 - mm 491 x 410 N° 1 - mm 493 x 240 |
| Ruote-Piedi / Castors-Feet | 4 Piedi / 4 Feet | 4 Piedi / 4 Feet |
| Peso Netto-Lordo / Net-Gross Weight | Kg 88 / 98 | Kg 90 / 100 |
| Voltaggio / Voltage | V 220 | V 220 |
| Frequenza / Frequency | Hz 50 | Hz 50 |
| Refrigerante / Refrigerant | R600A | R600A |
| Assorbimento / Absorption | W 115 | W 135 |
| Consumo Energia / Energy Consumption | Kwh/24H 0,37 | Kwh/24H 0,415 |