

SOPRABANCO PASTICCERIA CALDO

HEATED COUNTERTOP DISPLAY



DLH 70


Vetrina sopra banco calda
Heated countertop display

DLH 90


Vetrina sopra banco calda
Heated countertop display

DLH 120


Vetrina sopra banco calda
Heated countertop display



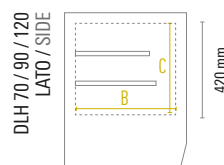
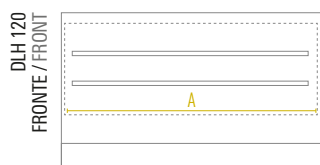
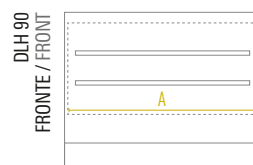
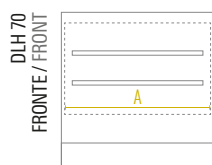
Esterno acciaio specchiato, vetro lucido nero
Body mirror stainless steel, black shiny mirror



Mensole regolabili in acciaio
Stainless steel adjustable shelves



Porta scorrevole
Sliding door



Dimensioni mm / Dimensions mm	DLH 70	DLH 90	DLH 120
Dimensioni Esterne (LxPxH) / External Dimensions (WxDxH)	660 x 530 x 730	900 x 530 x 730	1200 x 530 x 730
Dimensioni Imballo (LxPxH) / Packaging Dimensions (WxDxH)	840 x 610 x 850	980 x 610 x 850	1280 x 610 x 850
A - Larghezza / Width	620	860	1160
B - Profondità / Depth	460	460	460
C - Altezza / Height	420	420	420

Caratteristiche Tecniche / Technical Features	DLH 70	DLH 90	DLH 120
Temperatura / Temperature Range	+30 °C / +80 °C	+30 °C / +80 °C	+30 °C / +80 °C
Volume Netto-Lordo / Net-Gross Volume	Lt. 95 / 105	Lt. 145 / 160	Lt. 205 / 225
Superficie Esterna / Body	Acciaio AISI 304 Stainless steel AISI 304	Acciaio AISI 304 Stainless steel AISI 304	Acciaio AISI 304 Stainless steel AISI 304
Superficie Interna / Inner Liner	Acciaio AISI 304 Stainless steel AISI 304	Acciaio AISI 304 Stainless steel AISI 304	Acciaio AISI 304 Stainless steel AISI 304
Termostato / Thermostat	Meccanico / Mechanical	Meccanico / Mechanical	Meccanico / Mechanical
Rumorosità / Noise level	dB 5	dB 5	dB 5
Spessore isolamento / Insulation thickness	mm 20	mm 20	mm 20
Illuminazione / Lighting	1 Led orizzontale / Horizontal	1 Led orizzontale / Horizontal	1 Led orizzontale / Horizontal
Mensole regolabili in acciaio (LxP) / Stainless steel adjustable shelves (WxD)	N°1 mm 580 x 230 N°1 mm 580 x 280	N°1 mm 820 x 230 N°1 mm 820 x 280	N°1 mm 1120 x 230 N°1 mm 1120 x 280
Ruote-Piedi / Castors-Feet	4 Piedi / 4 Feet	4 Piedi / 4 Feet	4 Piedi / 4 Feet
Peso Netto-Lordo / Net-Gross Weight	Kg 55 / 65	Kg 70 / 85	Kg 85 / 103
Voltaggio / Voltage	V 220-240	V 220-240	V 220-240
Frequenza / Frequency	Hz 50	Hz 50	Hz 50
Assorbimento / Absorption	W 900	W 1250	W 1450
Consumo Energia / Energy Consumption	KwH/24H 6,9	KwH/24H 9,6	KwH/24H 11,2