

TAVOLI FRIGO/FREEZER AISI 304

AISI 304 COOLER/FREEZER COUNTERS



CXF 2100 BTN

Tavolo frigo/freezer due ante ventilato.
Ventilated double doors cooler/freezer counter.



CXF 3100 BTN

Tavolo frigo/freezer tre ante ventilato.
Ventilated three doors cooler/freezer counter.



Piedi regolabili in altezza
Height adjustable feet



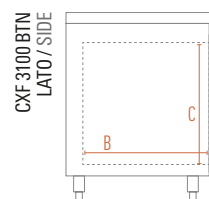
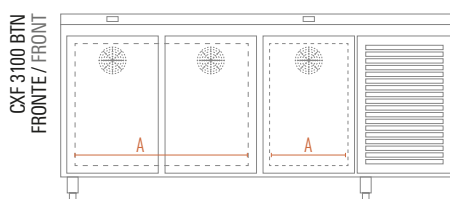
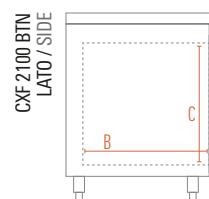
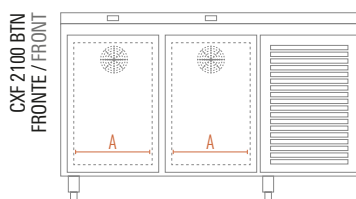
Scoperto frigo / Scoperto freezer
Cooler room / Freezer room



Superficie interna ed esterna acciaio inox AISI 304
AISI 304 Stainless steel body and inner liner

CATERING >

Caratteristiche principali / Main Features



Dimensioni mm / Dimensions mm	CXF 2100 BTN	CXF 3100 BTN
Dimensioni Esterne (LxPxH) / External Dimensions (WxDxH)	1360 x 700 x 860*	1795 x 700 x 860*
Dimensioni Imballo (LxPxH) / Packaging Dimensions (WxDxH)	1390 x 730 x 910	1825 x 730 x 910
A - Larghezza / Width	Frigo 360 Freezer 360	Frigo 795 Freezer 360
B - Profondità / Depth	Frigo 580 Freezer 580	Frigo 580 Freezer 580
C - Altezza / Height	Frigo 560 Freezer 560	Frigo 560 Freezer 560

*L'altezza totale è comprensiva dei piedi regolati alla minima altezza / The total height of the units includes the feet adjusted at minimum height level

Caratteristiche Tecniche / Technical Features	CXF 2100 BTN	CXF 3100 BTN
Temperatura / Temperature Range	Frigo -2 °C / +8 °C Freezer -2 °C / +8 °C -20 °C / -10 °C	Frigo -2 °C / +8 °C Freezer -2 °C / +8 °C -20 °C / -10 °C
Volume Lordo / Gross Volume	Frigo Lt. 124 Freezer Lt. 124	Frigo Lt. 314 Freezer Lt. 124
Superficie Esterna / Body	Acciaio Inox AISI 304 / AISI 304 Stainless steel	Acciaio Inox AISI 304 / AISI 304 Stainless steel
Superficie Interna / Inner Liner	Acciaio Inox AISI 304 / AISI 304 Stainless steel	Acciaio Inox AISI 304 / AISI 304 Stainless steel
Termostato / Thermostat	Elettronico / Electronic	Elettronico / Electronic
Rumorosità / Noise level	dB 52	dB 52
Smart Link WiFi Controllo remoto / Remote controller	Optional	Optional
Spessore isolamento / Insulation thickness	mm 60	mm 60
Sbrinatorio / Defrost	Automatico con resistenza elettrica Automatic with electric heater	Automatico con resistenza elettrica Automatic with electric heater
Mensole (LxP) / Shelves (WxD)	N° 2 - mm 335 x 530	N° 3 - mm 335 x 530
Chiusura automatica porta / Self closing door	Chiusura ammortizzata Soft closing	Chiusura ammortizzata Soft closing
Ruote-Piedi / Castors-Feet	4 Piedi / 4 Feet h mm 110/170	4 Piedi / 4 Feet h mm 110/170
Ruote / Castors	Optional - h mm 140	Optional - h mm 140
Peso Netto-Lordo / Net-Gross Weight	Kg 140 / 155	Kg 150 / 165
Voltaggio / Voltage	V 220-240	V 220-240
Frequenza / Frequency	Hz 50	Hz 50
Refrigerante / Refrigerant	R600A / R290	R600A / R290
Assorbimento / Absorption	W 480	W 480