

FRIGO VINI

WINE COOLER



Smart
Link
Wifi




CLW 300 XH

Frigo vini ventilato.
Ventilated wine cooler.



CLW 500 XH

Frigo vini ventilato doppia porta.
Double door ventilated wine cooler.

Capienza / Capacity

Bottiglia cl. 75 / Bottle cl. 75

CLW 300 XH

140

CLW 500 XH

200


Dati indicativi e variabili a seconda dei diversi packaging / Variable data depending on the different packaging



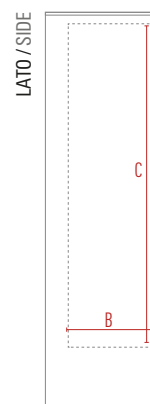
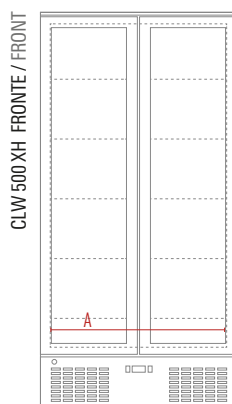
Termostato elettronico
Electronic thermostat



Interno in acciaio AISI 304 specchiato
Mirrored stainless steel AISI 304 inner liner



Illuminazione led
Led lighting



Dimensioni mm / Dimensions mm	CLW 300 XH	CLW 500 XH
Dimensioni Esterne (LxPxH) / External Dimensions (WxDxH)	600 x 540 x 1820	900 x 540 x 1820
Dimensioni Imballo (LxPxH) / Packaging Dimensions (WxDxH)	645 x 560 x 2007	950 x 560 x 2007
A - Larghezza / Width	506	808
B - Profondità / Depth	365	365
C - Altezza / Height	1480	1480
Adesivo Laterale / Side Sticker	450 x 1394	450 x 1394
Adesivo Vetro / Glass Sticker	532 x 1480	532 x 1480

Caratteristiche Tecniche / Technical Features	CLW 300 XH	CLW 500 XH
Temperatura / Temperature Range	0 °C / +10 °C	0 °C / +10 °C
Classe Climatica / Climate Class	ST	ST
Volume Netto-Lordo / Net-Gross Volume	Lt. 243 / 300	Lt. 384 / 477
Superficie Esterna / Body	Lamiera preverniciata con trattamento anticorrosione Prepainted sheet with anticorrosion treatment	Lamiera preverniciata con trattamento anticorrosione Prepainted sheet with anticorrosion treatment
Superficie Interna / Inner Liner	Acciaio AISI 304 specchiato Mirrored stainless steel AISI 304	Acciaio AISI 304 specchiato Mirrored stainless steel AISI 304
Termostato / Thermostat	Elettronico / Electronic	Elettronico / Electronic
Smart Link WiFi Controllo remoto / Remote controller	Optional	Optional
Rumorosità / Noise level	dB 53	dB 55
Spessore isolamento / Insulation thickness	mm 45	mm 45
Sbrinamento / Defrost	Automatico a fermo compressore Automatic compressor cycle	Automatico a fermo compressore Automatic compressor cycle
Illuminazione / Lighting	2 Led Verticali / Vertical	2 Led Verticali / Vertical
Mensole (LxP) / Shelves (WxD)	N° 5 - mm 492 x 353	N° 10 - mm 392 x 353
Chiave e serratura / Lock and key	Si / Yes	Si / Yes
Ruote-Piedi / Castors-Feet	4 Piedi / 4 Feet	4 Piedi / 4 Feet
Peso Netto-Lordo / Net-Gross Weight	Kg 72 / 82	Kg 99 / 113
Voltaggio / Voltage	V 220-240	V 220-240
Frequenza / Frequency	Hz 50	Hz 50
Refrigerante / Refrigerant	R600A	R290A
Assorbimento / Absorption	W 195	W 365
Consumo Energia / Energy Consumption	Kwh/24H 1,55	Kwh/24H 2,4