

TAVOLI REFRIGERATI CON LAVANDINO AISI 304

AISI 304 REFRIGERATED COUNTERS WITH SINK



CLV 2200 TN

Tavolo refrigerato due ante ventilato con alzatina e lavandino. Temperatura normale.

Ventilated double doors refrigerated counter with splashback and sink. Positive temperature.



CLV 3200 TN

Tavolo refrigerato tre ante ventilato con alzatina e lavandino. Temperatura normale.

Ventilated three doors refrigerated counter with splashback and sink. Positive temperature.



CLV 4200 TN

Tavolo refrigerato quattro ante ventilato con alzatina e lavandino. Temperatura normale.

Ventilated four doors refrigerated counter with splashback and sink. Positive temperature.



Termostato elettronico
Electronic thermostat

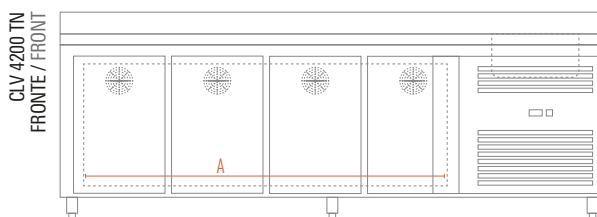
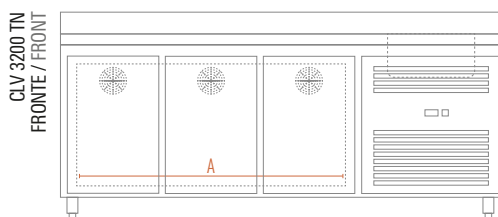
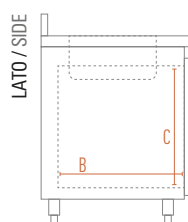
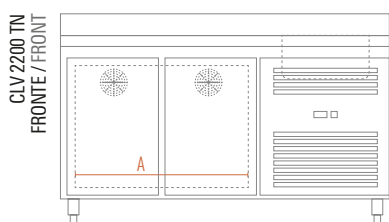


Alzatina e lavello integrati
Integrated splashback and sink



Superficie interna ed esterna acciaio inox AISI 304
AISI 304 Stainless steel body and inner liner

CATERING > Caratteristiche principali / Main Features



Dimensioni mm / Dimensions mm	CLV 2200 TN	CLV 3200 TN	CLV 4200 TN
Dimensioni Esterne (LxPxH) / External Dimensions (WxDxH)	1510 x 700 x 960*	2020 x 700 x 960*	2500 x 700 x 960*
Dimensioni Imballo (LxPxH) / Packaging Dimensions (WxDxH)	1540 x 730 x 1010	2050 x 730 x 1010	2530 x 730 x 1010
A - Larghezza / Width	795	1234	1669
B - Profondità / Depth	580	580	580
C - Altezza / Height	560	560	560
Dimensione Lavello (LxPxH) / Sink dimensions (WxDxH)	400 x 400 x 200	400 x 400 x 200	400 x 400 x 200

*L'altezza totale è comprensiva dei piedi regolati alla minima altezza / The total height of the units includes the feet adjusted at minimum height level

Caratteristiche Tecniche / Technical Features	CLV 2200 TN	CLV 3200 TN	CLV 4200 TN
Temperatura / Temperature Range	-2 °C / +8 °C	-2 °C / +8 °C	-2 °C / +8 °C
Classe Climatica / Climate Class	5	5	5
Volume Netto-Lordo / Net-Gross Volume	Lt. 251 / 390	Lt. 291 / 580	Lt. 393 / 760
Superficie Esterna / Body	Acciaio Inox AISI 304 AISI 304 Stainless steel	Acciaio Inox AISI 304 AISI 304 Stainless steel	Acciaio Inox AISI 304 AISI 304 Stainless steel
Superficie Interna / Inner Liner	Acciaio Inox AISI 304 AISI 304 Stainless steel	Acciaio Inox AISI 304 AISI 304 Stainless steel	Acciaio Inox AISI 304 AISI 304 Stainless steel
Termostato / Thermostat	Elettronico / Electronic	Elettronico / Electronic	Elettronico / Electronic
Rumorosità / Noise level	dB 42	dB 42	dB 42
Smart Link WiFi Controllo remoto / Remote controller	Optional	Optional	Optional
Spessore isolamento / Insulation thickness	mm 60	mm 60	mm 60
Sbrinamento Defrost	Automatico con resistenza elettrica Automatic with electric heater	Automatico con resistenza elettrica Automatic with electric heater	Automatico con resistenza elettrica Automatic with electric heater
Mensole (LxP) / Shelves (WxD)	N° 2 - mm 335 x 530	N° 3 - mm 335 x 530	N° 4 - mm 335 x 530
Chiusura automatica porta Self closing door	Chiusura ammortizzata Soft closing	Chiusura ammortizzata Soft closing	Chiusura ammortizzata Soft closing
Altezza Alzatina / Splashback Height	110 mm	110 mm	110 mm
Ruote-Piedi / Castors-Feet	4 Piedi / 4 Feet h mm 110/170	4 Piedi / 6 Feet h mm 110/170	6 Piedi / 6 Feet h mm 110/170
Ruote / Castors	Optional - h 140mm	Optional - h 140mm	Optional - h 140mm
Peso Netto-Lordo / Net-Gross Weight	Kg 108 / 123	Kg 127 / 144	Kg 153 / 173
Voltaggio / Voltage	V 220-240	V 220-240	V 220-240
Frequenza / Frequency	Hz 50	Hz 50	Hz 50
Refrigerante / Refrigerant	R600A	R600A	R600A
Assorbimento / Absorption	W 300	W 300	W 300
Consumo Energia / Energy Consumption	KwH/24H 1,720	KwH/24H 2,250	KwH/24H 2,950