



**SH 150**

Espositore soprabanco per sushi  
Sushi showcase



**SH 180**

Espositore soprabanco per sushi  
Sushi showcase




Vaschette  
Separators



Superficie esterna in lamiera anticorrosione  
Sheet with anticorrosion treatment body

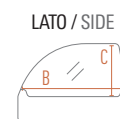
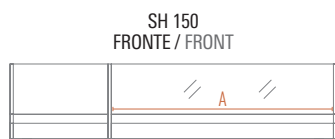


Illuminazione Led  
Led lighting



**Caratteristiche / Features**

Modello / Model	SH 150	SH 180
Temperatura / Temperature Range	0 °C / +6 °C	0 °C / +6 °C
Classe Climatica / Climate Class	4	4
Volume Netto / Net Volume	Lt. 59,7	Lt. 76,6
Superficie Esterna / Body	Lamiera preverniciata con trattamento anticorrosione Prepainted sheet with anticorrosion treatment	Lamiera preverniciata con trattamento anticorrosione Prepainted sheet with anticorrosion treatment
Superficie Interna / Inner Liner	Vetro Glass	Vetro Glass
Termometro / Thermometer	Digitale / Digital	Digitale / Digital
Regolatore temperatura / Controller	Elettronico Electronic	Elettronico Electronic
Sbrinamento / Defrost	Manuale Manual	Manuale Manual
Illuminazione / Lighting	1 Led orizzontale / Horizontal	1 Led orizzontale / Horizontal
Vaschette Gastronorm GN - Non incluse GN pans - Not included	N° 5 GN1/3	N° 7 GN1/3
Piedi-Ruote / Feet-Rollers	6 Piedi / 6 Feet	6 Piedi / 6 Feet
Peso Netto-Lordo / Net-Gross Weight	Kg 51 / 71	Kg 61 / 81
Voltaggio / Voltage	V 220	V 220
Frequenza / Frequency	Hz 50	Hz 50
Refrigerante / Refrigerant	R600A	R600A
Assorbimento / Absorption	W 160	W 230
Consumo Energia / Energy Consumption	Kwh/24H 1,3	Kwh/24H 1,2


**Dimensioni mm / Dimensions mm**

Modello / Model	SH 150	SH 180
Dimensioni Esterne (LxPxH) External Dimensions (WxDxH)	1500 x 415 x 300	1800 x 415 x 300
Dimensioni Imballo (LxPxH) Packaging Dimensions (WxDxH)	1581 x 532 x 471	1881 x 532 x 471

**Dimensioni Interne mm / Inner Dimensions mm**

A - Larghezza / Width	1030	1330
B - Profondità / Depth	400	400
C - Altezza / Height	270	270