



IGLOO 18

Isola statica con sbrinamento automatico - vetro piatto inclinato
 Static jumbo island freezer with automatic defrost -
 with sloped flat sliding glass



IGLOO 21

Isola statica con sbrinamento automatico - vetro piatto inclinato
 Static jumbo island freezer with automatic defrost -
 with sloped flat sliding glass



IGLOO 25

Isola statica con sbrinamento automatico - vetro piatto inclinato
 Static jumbo island freezer with automatic defrost -
 with sloped flat sliding glass




Isola combinata
 Combined island



Sistema apertura verticale
 Vertical opening system



Alzata centrale - **Optional**
 Central shelf - **Optional**

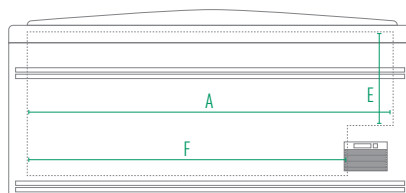
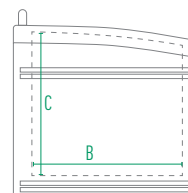


Griglia di ventilazione - **Optional**
 Ventilation grid - **Optional**



Caratteristiche / Features

Modello / Model	IGLOO 18	IGLOO 21	IGLOO 25
Temperatura / Temperature Range	-18 °C / -21 °C	-18 °C / -21 °C	-18 °C / -21 °C
Classe Climatica / Climate Class	3	3	3
Volume Netto-Lordo / Net-Gross Volume	Lt. 436 / 630	Lt. 621 / 850	Lt. 766 / 1040
Superficie Esterna / Body	Lamiera preverniciata con trattamento anticorrosione Prepainted sheet with anticorrosion treatment	Lamiera preverniciata con trattamento anticorrosione Prepainted sheet with anticorrosion treatment	Lamiera preverniciata con trattamento anticorrosione Prepainted sheet with anticorrosion treatment
Superficie Interna / Inner Liner	Alluminio martellato Embossed Aluminium	Alluminio martellato Embossed Aluminium	Alluminio martellato Embossed Aluminium
Termometro / Thermometer	Digitale / Digital	Digitale / Digital	Digitale / Digital
Regolatore temperatura / Controller	Elettronico / Electronic	Elettronico / Electronic	Elettronico / Electronic
Smart Link WiFi Controllo remoto / Remote controller	Optional	Optional	Optional
Spessore isolamento / Insulation thickness	mm 65	mm 65	mm 65
Sbrinamento / Defrost	Automatico a gas caldo + Manuale Automatic with hot gas system + Manual	Automatico a gas caldo + Manuale Automatic with hot gas system + Manual	Automatico a gas caldo + Manuale Automatic with hot gas system + Manual
Illuminazione / Lighting	Led	Led	Led
Separatori n° / N° of separators	3	4	5
Piedi-Ruote / Feet-Rollers	4 Piedini / 4 Feet	4 Piedini / 4 Feet	4 Piedini / 4 Feet
Peso Netto-Lordo / Net Weight	Kg 130 / 160	Kg 145 / 175	Kg 165 / 200
Voltaggio / Voltage	V 220-240	V 220-240	V 220-240
Frequenza / Frequency	Hz 50	Hz 50	Hz 50
Refrigerante / Refrigerant	R290	R290	R290
Assorbimento / Absorption	W 495	W 606	W 935
Consumo Energia / Energy Consumption	Kwh/24H 5,30	Kwh/24H 7,95	Kwh/24H 8,80

 IGLOO 18
FRONTE / FRONT

 IGLOO 18
LATO / SIDE

Dimensioni mm / Dimensions mm

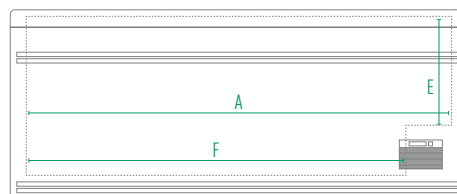
Modello / Model	IGLOO 18	IGLOO 21	IGLOO 25
Dimensioni Esterne (LxPxH) External Dimensions (WxDxH)	1850 x 850 x 795	2100 x 850 x 870	2500 x 850 x 870
Dimensioni Imballo (LxPxH) Packaging Dimensions (WxDxH)	1903 x 934 x 937	2175 x 934 x 1010	2580 x 934 x 1010

Dimensioni Interne mm / Inner Dimensions mm

A - Larghezza / Width	1680	1953	2353
B - Profondità / Depth	691	691	691
C - Altezza / Height	660	733	733
E - Altezza Minima / Min. Height	400	473	473
F - Larghezza Minima / Min. Width	1445	1718	2118

Dimensioni Personalizzazione (LxH) mm / Sticker Dimensions (WxH) mm

Lato / Side	830 x 625 / 700	820 x 700 / 770	820 x 700 / 770
Frontale / Front	1850 x 625	2105 x 610	2505 x 610
Vetro inferiore / Lower glass	808 x 358	953 x 358	1155 x 357
Vetro superiore / Upper glass	775 x 345	920 x 345	1125 x 345

 IGLOO 21/25
FRONTE / FRONT

 IGLOO 21 / IGLOO 25
LATO / SIDE
