



**BB 200 GD**

Frigo retro banco bar ventilato porte vetro  
Ventilated glass doors back bar cooler

- 
- 
- 
- 
- 
- 

**BB 300 GD**

Frigo retro banco bar ventilato porte vetro  
Ventilated glass doors back bar cooler

- 
- 
- 
- 
- 
- 



**BB 400 GD**

Frigo retro banco bar ventilato porte vetro  
Ventilated glass doors back bar cooler

- 
- 
- 
- 
- 
- 



Porta in vetro  
Glass door



Mensole  
Shelves




Regolatore elettronico e termometro digitale  
Electronic controller and digital thermometer




**Caratteristiche / Features**

Modello / Model	BB 200 GD	BB 300 GD	BB 400 GD
Temperatura / Temperature Range	0 °C / +10 °C	0 °C / +10 °C	0 °C / +10 °C
Classe Climatica / Climate Class	4	4	4
Volume Netto-Lordo / Net-Gross Volume	Lt. 201 / 315	Lt. 320 / 432	Lt. 449 / 586
Superficie Esterna / Body	Lamiera preverniciata con trattamento anticorrosione Prepainted sheet with anticorrosion treatment	Lamiera preverniciata con trattamento anticorrosione Prepainted sheet with anticorrosion treatment	Lamiera preverniciata con trattamento anticorrosione Prepainted sheet with anticorrosion treatment
Porta / Door	Vetro / Glass	Vetro / Glass	Vetro / Glass
Superficie Interna / Inner Liner	Acciaio Inox Stainless Steel	Acciaio Inox Stainless Steel	Acciaio Inox Stainless Steel
Termometro / Thermometer	Digitale / Digital	Digitale / Digital	Digitale / Digital
Regolatore temperatura / Controller	Elettronico / Electronic	Elettronico / Electronic	Elettronico / Electronic
Spessore isolamento / Insulation thickness	mm 40	mm 40	mm 40
Sbrinamento / Defrost	A fermo compressore Compressor cycle	A fermo compressore Compressor cycle	A fermo compressore Compressor cycle
Illuminazione / Lighting	2 Led Orizzontali / Horizontal	2 Led Orizzontali / Horizontal	2 Led Orizzontali / Horizontal
Chiusura automatica porta / Self closing door	Si / Yes	Si / Yes	Si / Yes
Chiave e serratura / Lock and key	Si / Yes	Si / Yes	Si / Yes
Mensole (LxP) / Shelves (WxD)	N° 4 - mm 430 x 395	N° 6 - mm 430 x 395 N° 2 - mm 335 x 95	N° 8 - mm 430 x 395 N° 4 - mm 335 x 95
Piedi-Ruote / Feet-Rollers	6 Piedini / 6 Feet	6 Piedini / 6 Feet	6 Piedini / 6 Feet
Peso Netto-Lordo / Net-Gross Weight	Kg 100 / 121	Kg 125 / 154	Kg 150 / 171
Voltaggio / Voltage	V 220	V 220	V 220
Frequenza / Frequency	Hz 50	Hz 50	Hz 50
Refrigerante / Refrigerant	R600A	R600A	R600A
Assorbimento / Absorption	W 320	W 320	W 320
Consumo Energia / Energy Consumption	Kwh/24H 2,35	Kwh/24H 2,85	Kwh/24H 3,18


BB 221 SD FRONTE / FRONT




LATO / SIDE



BB 322 SD FRONTE / FRONT



BB 423 SD FRONTE / FRONT


**Dimensioni mm / Dimensions mm**

Modello / Model	BB 200 GD	BB 300 GD	BB 400 GD
Dimensioni Esterne (LxPxH) / External Dimensions (WxDxH)	1462 x 535 x 860	2002 x 535 x 860	2542 x 535 x 860
Dimensioni Imballo (LxPxH) / Packaging Dimensions (WxDxH)	1522 x 575 x 1000	2062 x 575 x 1000	2602 x 575 x 1000

**Dimensioni Interne mm / Inner Dimensions mm**

A - Larghezza / Width	1082	1622	2162
B - Profondità / Depth	415	415	415
C - Altezza / Height	760	760	760